

ORDINANCE NO. 9340-19

AN ORDINANCE OF THE CITY OF CLEARWATER, FLORIDA MAKING AMENDMENTS TO BEACH BY DESIGN: A PRELIMINARY DESIGN FOR CLEARWATER BEACH AND DESIGN GUIDELINES; BY AMENDING SECTION VIII. APPENDIX B. "CLEARWATER MARINA DISTRICT BOARDWALK DESIGN GUIDELINES AND SPECIFICIATIONS" TO UPDATE THE STANDARDS TO WHICH THE PUBLIC BOARDWALK MUST COMPLY; BY AMENDING THE TABLE OF CONTENTS TO UPDATE THE EFFECTIVE DATE REFERENCED FOR THE GUIDELINES; AND PROVIDING AN EFFECTIVE DATE.

WHEREAS, Clearwater Beach is a major contributor to the economic health of the City overall and the City desires to support the tourism industry; and

WHEREAS, the Marina District is the northern gateway to Clearwater Beach and has a high profile location along Clearwater Harbor and visibility from Causeway Boulevard; and

WHEREAS, it is the desire of the City to attract people to the district and create a pleasant pedestrian environment; and

WHEREAS, there is a need to define the guidelines and specifications for the construction of the public boardwalk in the Marina District; and

WHEREAS, the design specifications are delineated in a separate document entitled "Marina District Boardwalk Design Guidelines and Specifications" which was adopted on September 5, 2013; and

WHEREAS, the proposed amendment will ensure future boardwalk construction meets city wide standards and the constructed Papaya Street entry node; and

WHEREAS, the proposed amendments to *Beach by Design* have been submitted to the Community Development Board acting as the Local Planning Authority (LPA) for the City of Clearwater; and

WHEREAS, the Local Planning Agency (LPA) for the City of Clearwater held a duly noticed public hearing and found that amendments to *Beach by Design* are consistent with the Clearwater Comprehensive Plan and the Clearwater Community Development Code; and

WHEREAS, *Beach By Design* was originally adopted on February 15, 2001, and subsequently amended, now therefore,

BE IT ORDAINED BY THE CITY COUNCIL OF THE CITY OF CLEARWATER, FLORIDA:

Section 1. Beach by Design Table of Contents is hereby amended as follows:

VIII. **Appendix**.....78

A. Clearwater Beach Future Land Use (12/13/06)

B. Marina District Boardwalk Design Guidelines and Specifications
(~~9/05/13~~12/05/19)

C. Approved Ordinances Amending Beach By Design

Section 2. "Marina District Boardwalk Design Guidelines and Specifications" attached hereto as Exhibit "A" are hereby adopted.

Section 3. The City Manager or designee shall forward said plan to any agency required by law or rule to review or approve same.

Section 4. Should any part or provision of this Ordinance be declared by a court of competent jurisdiction to be invalid, the same shall not affect the validity of the Ordinance as a whole, or any part thereof other than the part declared to be invalid; and

Section 4. This ordinance shall take effect immediately upon adoption.

PASSED ON FIRST READING

NOV 21 2019

PASSED ON SECOND AND FINAL READING AND ADOPTED

DEC 05 2019

George N. Cretekos

George N. Cretekos
Mayor

Approved as to form:

Michael P. Fuino
Michael P. Fuino
Assistant City Attorney

Attest:

Rosemarie Call
Rosemarie Call
City Clerk



Clearwater Marina District Boardwalk Design Guidelines and Specifications

General Information:

The Clearwater Marina District Boardwalk Design Guidelines and Specifications, adopted by Ordinance No. 8438-13, should be considered a supplemental document to the City of Clearwater's special area plan *Beach by Design: A Preliminary Design for Clearwater Beach and Design Guidelines*. It shall guide construction of the public boardwalk along Clearwater Harbor from Baymont Street south to the southern boundary of the District terminating at a public plaza adjacent to the public parking lot north of Memorial Causeway.

This document provides specific requirements the design and construction of the public boardwalk on private property, as well as the public entrances to be constructed by the City of Clearwater at Papaya and Baymont Streets and the public plaza to be constructed by the City of Clearwater adjacent to the public parking lot north of Memorial Causeway.

Where feasible the boardwalk ~~should~~ shall be constructed completely over the water rather than on uplands. Exceptions may be granted on properties adjacent to the public entrances at Papaya and Baymont Streets or when a hardship prevents construction over the water.

Public entrances and sidewalks ~~should~~ shall incorporate all required streetscaping standards identified within the Beach by Design document. The sidewalk along East Shore Drive and the sidewalk from the public plaza to the east/west sidewalk at Memorial Causeway ~~should~~ shall be provided as indicated herein.

The boardwalk and sidewalk shall be compliant with all governing codes and regulations including compliance with the Florida American with Disabilities Act Accessibility Guidelines.



Figure 1 - Scope of Boardwalk & Sidewalk Guidelines

Property owners required to construct the new public boardwalk as a result of the development approval process are responsible for constructing a continuous portion of public boardwalk along the length of their property as indicated herein. Property owners adjacent to public entrances to the public boardwalk must also address, integrate and transition to the public entrances. Public boardwalk and transitions requiring environmental engineering for permitting will be the responsibility of the property owner. Environmental engineering required for the public plazas will be the City's responsibility.

Private property transitions including any and all stairs, ramps, railings, or continuation of decking from or transitioning to the public boardwalk or public entrances shall be accessible. All work shall be consistent with these guidelines and must be consistent in fit and finish, complementary to the new public boardwalk and its entrances. All phases of design documents shall be submitted to the City of Clearwater for review, comment and approval by the City's Parks & and Recreation Department.

The City of Clearwater - Parks and Recreation Department shall be responsible for maintaining the constructed public boardwalk up to the private property owners' adjacent property upon acceptance the boardwalk is constructed to the satisfaction of the Parks & and Recreation Department and after the one year warranty construction period is completed and walk through acceptance by the City of Clearwater - Parks and Recreation Department.

Remove existing Figures 2-4 and replace with the following Figures 2-4:

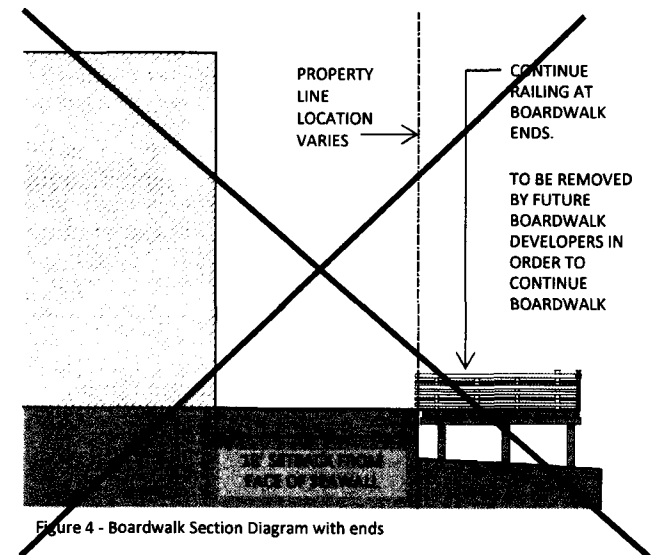
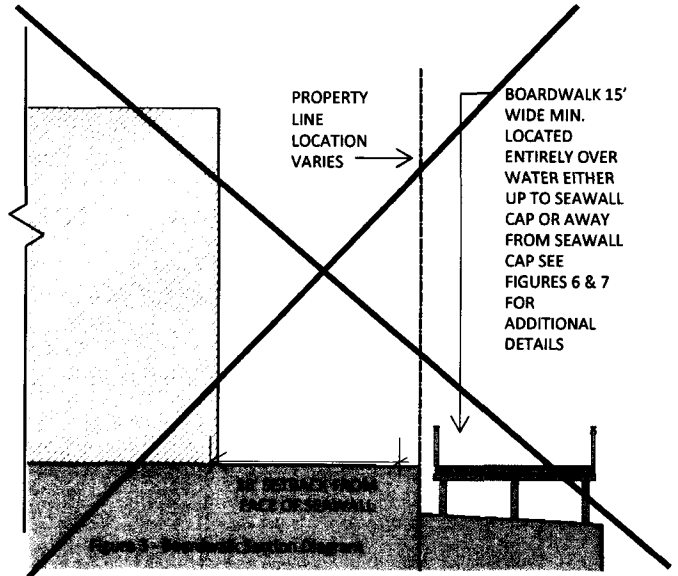
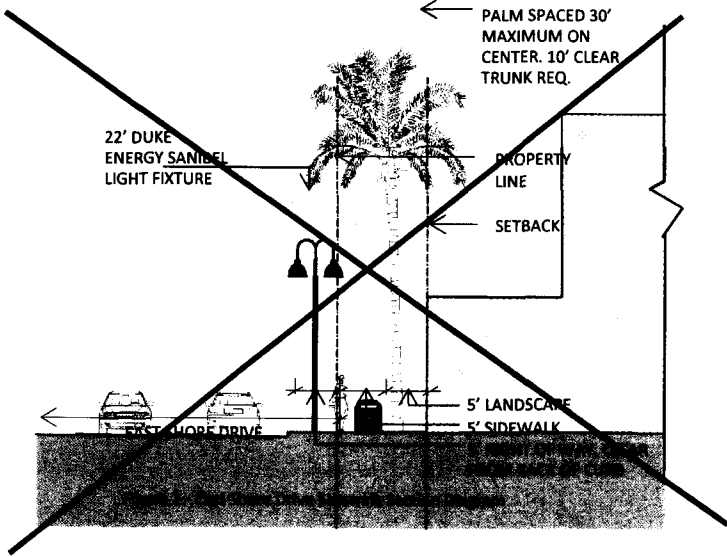


Figure 4 - Boardwalk Section Diagram with ends

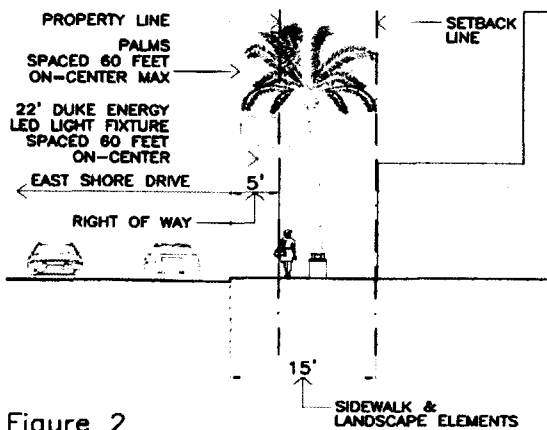


Figure 2
EAST SHORE DRIVE SIDEWALK SECTION DIAGRAM
 SCALE: 1/16"=1'-0"

Sidewalk Requirements: (East Shore Drive)

As shown in Figure 1 & 2 and as stated within the Beach by Design guidelines, a 10 15 foot wide (clear and starting from the street curb) clear setback, starting from the street curb, with a minimum 6 foot wide pedestrian sidewalk shall be provided along East Shore Drive shall be provided. An easement shall be required as necessary to provide this distance. The 15-foot wide setback from street curb to property line shall contain the following sidewalk improvements shall be provided, including, street lighting, trash receptacles, benches, landscaping, & and hardscaping material. All improvements shall not interrupt pedestrian movement along the sidewalk.

Sidewalk finish material: coquina shell topping surface

Provide gray concrete sidewalk with broadcast coquina shell topping.

Lighting: Duke Energy's 22' Sanibel LED Light Fixture turtle friendly and spaced a maximum of 60 feet on center.

Duke Energy's High Pressure Sodium 100 watt, 9500 lumens Sanibel Light Fixture, mounted 22 feet high and spaced maximum 60 feet on center.

Trash receptacles: Bright Ideas Shop, FP6095 P—Jumbo Waste Series shall be provided by the City of Clearwater Parks and Recreation Department.

Provide Trash receptacles along the sidewalk will be spaced 75' on center and within the 5- 10-foot sidewalk wide easement.

Landscaping:

Provide palms trees spaced at a maximum of 30' on center with 60 feet on center max. with two smaller trees equally placed midway between each pair of palms. Provide 10' 12' of "clear trunk" measured from base minimum at finish grade. Acceptable palms trees include Butia Capitata (Pindo Palm) or Butiagrus naborlandii (Mule Palm) Bismarckia Nobolis (Bismarck Palm) and Phoenix Sylvestris (Silver Date Palm).

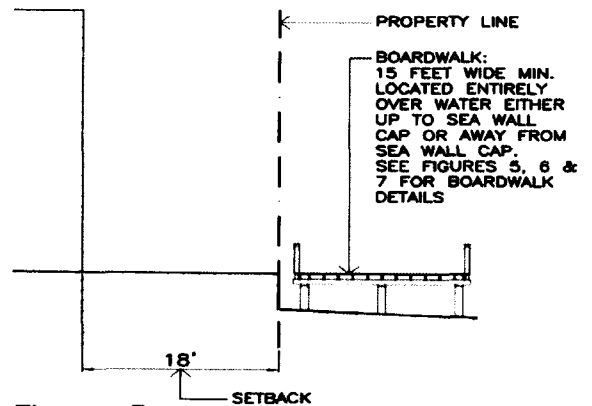


Figure 3
BOARDWALK SECTION DIAGRAM
 SCALE: 1/16"=1'-0"

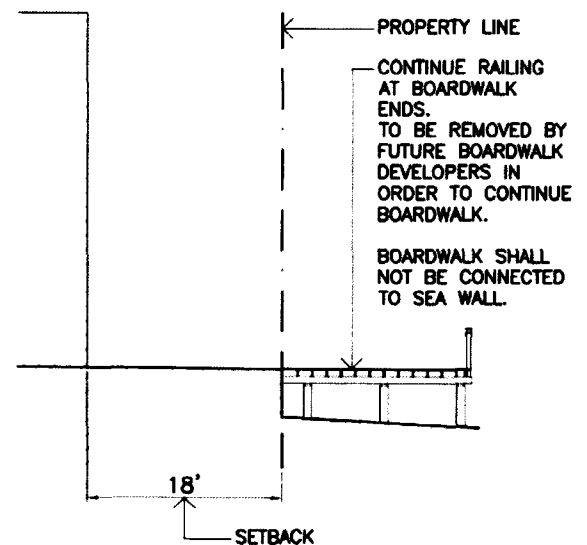


Figure 4
BOARDWALK AT ENDS SECTION DIAGRAM
 SCALE: 1/16"=1'-0"

Boat Dock Transitions: (to & from public boardwalk)

Any and all private or public boat docks, transitioning to or from the public boardwalk shall ~~be compliant~~ comply with all governing codes and regulations including ~~compliance with~~ the Florida American with Disabilities Act Accessibility Guidelines, the Pinellas County Water & Navigation Code, including Section 166-325 Boardwalk and Observation Platforms on Commercial & Multi-Use properties & Section 166-332 Minimum Construction Specification for all dock construction.

Public Entrance Requirements: ~~(At Papaya & Baymont Streets, drop-off areas shall be provided)~~

There will be three public pedestrian oriented park plaza accesses to the boardwalk. Two located east of East Shore Drive at Papaya Street and Baymont Streets. ~~These street ends shall be~~ with their ends converted from streets to public entry pedestrian plazas to the boardwalk ~~with vehicular drop-off areas~~. At the southern end of the boardwalk a public pedestrian access plaza shall be created east of the public parking lot and ~~this plaza will connect~~ connected to the sidewalk running east / west along the Memorial Causeway Boulevard. Other improvements shall include sidewalk pathways leading to the boardwalk entrances, lighting, seating areas, trash receptacles, bicycle racks, water fountains, collapsible bollards, and landscaping & hardscaping. All improvements shall not interrupt pedestrian pathways.

Sidewalk finish material: coquina shell topping surface

Provide gray concrete sidewalk with broadcast coquina shell topping

Lighting: Duke Energy's 22' Sanibel LED Light Fixture turtle friendly.

Provide lighting suitable for pedestrian pathways and seating areas.

Benches:

~~Provide benches at seating areas.~~

Provided by the City of Clearwater Parks and Recreation Department.

Trash receptacles: ~~Bright Ideas Shop, FP6095 P—Jumbo Waste Series~~

~~Provide trash receptacles spaced equally and within 75' of each other~~

Provided by the City of Clearwater Parks and Recreation Department.

Bicycle Racks: Bikeparking.com WCR02-SF Welle Circular surface mount. Color: Match existing bicycle racks.

Provide bicycle racks secured in accordance with manufacturer's specifications. All bicycle rack materials including fasteners shall be stainless steel 316 grade. Bike racks are not to be provided along East Shore Drive.

Water fountains: Manufacturer, Most Dependable Fountains, Mostdependablefountains.com, ~~10135~~ 10145 SMSS Chrome

Provide water fountains in accordance with manufacturer's requirements. Fountain materials, including fasteners shall be stainless steel 316 grade. Provide 3' diameter dry well 2' deep adjacent to fixture for water fountain drainage.

Bollards:

~~Provide powder coated, stainless steel 316 grade collapsible bollards at vehicular drop-off areas to limit vehicular access to pedestrian areas. Provide powder coating color sample to City of Clearwater for approval.~~

Landscaping Requirements:

Provide plant material at each public entry to the public boardwalk as well as part of the sidewalk requirement. All plant material shall meet Florida Grade #1 or better. Planting shall be performed in accordance with the Florida Nurserymen's and Grower's Landscape Association approved practices. Select and plant the species types of the acceptable landscape materials listed below as follows: (1) of the palm species. Minimum of (2) of the small canopy tree species (between the palms). Minimum (3) types of the shrub species. Minimum (2) types of the ground cover species.

Acceptable landscape material:

a. Tree / Palms

~~i. 10' Butia Capitata (Pindo Palm)~~

12' Clear Trunk Bismarckia Nobolis Bismarck Palm 12-foot clear trunk

ii. ~~10' Butiagrus nabonnandii (Mule Palm)~~

~~12' Phoenix Sylvestris Silver Date Palm 12-foot clear trunk~~

iii. ~~10' Ligustrum japonicum~~

b. Small Canopy Tree Species Types

i. ~~Acca Sellowiana Feijoa Tree—Pineapple Guava 8'-10' height 2-inch trunk caliper~~

ii. ~~Cassia Fistula Golden Shower Cassia 8'-10' height 2-inch trunk caliper~~

iii. ~~Cordia Sebestena Orange Geiger Tree 8'-10' height 2-inch trunk caliper~~

iv. ~~Jatropha Cucus Jatropha Cucus Tree 8'-10' height 2-inch trunk caliper~~

v. ~~Vitex Agnus-Castus Vitex Tree 8'-10' height 2-inch trunk caliper~~

b c. Shrub Species types

i. ~~Muhlenbergia lindheimeri 3 gallon containers 18" 24" height planted 3' on center~~
~~Allamanda Catartica 'Compacta' Dwarf Allamandra 18"x24" 3-gal. cont.~~

ii. ~~Podocarpus macrophylla 3 gallon containers 18" 24" height planted 3' on center~~
~~Conocarpus Erectus var. Sericeus Silver Buttonwood 18"x24" 3-gal. cont.~~

iii. ~~Ilex species 3 gallon containers 18" 24" height planted 3' on center~~
~~Fiesta Hibiscus Dwarf Fiesta 18"x24" 3-gal. cont.~~

iiii. ~~Grass species 3 gallon containers 18" 24" height planted 3' on center~~
iv. ~~Ixora 'Maui Red' Dwarf Dwarf Red Ixora 'Maui' 18"x24" 3-gal. cont.~~

v. ~~Ixora 'Maui Yellow' Dwarf Dwarf Yellow Ixora 'Maui' 18"x24" 3-gal. cont.~~

vi. ~~Pingles Podocarpus Dwarf Dwarf Pingles Podocarpus 18"x24" 3-gal. cont.~~

vii. ~~Nerium Oleander 'Petite Pink' Dwarf Pink Oleander 18"x24" 3-gal. cont.~~

viii. ~~Raphiolepis Indica 'Dwarf' Dwarf Indian Hawthorn 18"x24" 3-gal. cont.~~

ix. ~~Schefflera Arboricola 'Trinette' Variegated Arboricola 18"x24" 3-gal. cont.~~

x. ~~Strelitzia Reginae Orange Bird of Paradise 18"x24" 3-gal. cont.~~

Landscaping: (Continued)

e-d. Ground cover species

- i. ~~Trachelosperum asiaticum variegated — Variegated Asian Jasmine 1 gallon containers 10" 12" spread — planted 1' on center~~
Arachis Glabrata 'Echo Turf' Echo Turf Perennial Peanuts 6" - 8" 1-gal. cont.
- ii. ~~Trachelosperum asiaticum green — Green Asian Jasmine 1 gallon containers 10" 12" spread planted 1' on center~~
Linope Muscari 'Emerald Goddess' Emerald Goddess Lily Turf 6" - 8" 1-gal. cont.
- iii. ~~Arachis glabrata — Perennial Peanut 1 gallon containers 10" 12" spread planted 1' on center~~
Trachelosperum Asiaticum
Minima Jasmine 'Green' Dwarf Minima Jasmine Green 6" - 8" 1-gal. cont.
- iv. ~~Trachelospermum Asiaticum~~
Minima Jasmine 'Variegated' Dwarf Minima Jasmine Variegated 6" - 8" 1-gal. cont.
- v. ~~Sesuvium Portulacastrum~~
Sea Purslan 6" - 8" 1-gal. cont.

Boardwalk Material Requirements:

This section contains the requirements related to boardwalk materials, including pile bents (wood pilings & pile caps), wood piles, pile caps, wood stringers, composite decking, railings, lighting, and fasteners. Boardwalk must accommodate a 2000 lb vehicular live load. Furthermore requirements herein are meant to be consistent with Pinellas County Water & Navigation Code, including Section 166-325 Boardwalk and Observation Platforms on Commercial & Multi-Use properties & Section 166-332 Minimum Construction Specification for all dock construction. Where discrepancies occur the more restrictive requirements shall govern (see Figures 3, 4, 5, 6, and 7 for construction details).

Boardwalk Timber Piles:

Provide Southern Yellow Pine piles in accordance with ASTM D 25. Piles shall be round timber ~~that are~~ unused, clean peeled, and in one piece from butt to tip. Piles shall not be less than 10 inches in diameter and be pressure treated according to AWPA C3 and AWPA C18 standards for marine service conditions. Structural member sizes shall be determined by the applicant and/or applicant's representative. ~~Piles shall not be less than 8 inches in diameter and piles shall be penetrated~~ penetrate not less than 8' below mud line. ~~Piles should be terminated and terminate~~ below finished decking material not to exceed 10 feet above mean high water levels.

Pile Wrapping:

All piles, 2.50 CCA, shall be wrapped with .060 mil/LF High Density Polyethylene pile wrapping material. Pile wrapping shall extend continuously from mud line to 2' above mean high water line.

Pile Bents: (Pile and Pile cap)

Pile bents spacing ~~should~~ shall be determined by the applicant and/or applicant's representative, not exceed 12' on-center. All pile bents shall have at a minimum ~~2" x 8"~~ 8" x 8" pile caps, bearing stringers to support deck joists. All intersections shall be bolted.

Pile Caps:

Pile caps shall be at a minimum ~~2" x 8"~~ 8" x 8" pressure treated lumber. All intersections shall be bolted.

Stringers:

Outside stringer systems shall be doubled ~~2" x 8"~~ 4" x 12" pressure treated lumber or greater. Provide 5/8" diameter stainless steel bolts or greater to attach stringers to pilings. Intermediate stringers shall be single ~~2" x 8"~~ 4" x 12" pressure treated lumber or greater spaced not less than 16" O.C. to accommodate light vehicular traffic. Not to exceed a live load of 2000 lbs. All structural member sizing, spacing and fastening requirements must be determined by the applicant and/or applicant's representative.

Boardwalk Material Requirements: (Continued)

All Timber/Lumber:

Shall be pressure treated and rated for ground contact. All wood members, including pressure treated wood members and all concealed wood members clad with Trex Transcend composite decking material, shall be finished at all surfaces with Sikkens Cetol Waterborne SRD Translucent Wood Finish in accordance with manufacturer's requirements. Pressure treated lumber must be fully cured (6 weeks) prior to receiving Sikkens treatment.

Fasteners:

All metal fasteners, including but not limited to, bolts, screws, and nails, etc. shall be stainless steel 316 grade. ~~Only 316 grade stainless steel will be accepted.~~ All bolts shall extend no further than 3 or 4 threads beyond nut fastener.

Decking: Trex Transcend 2" x 6" composite decking material. Deck Color 1: Lava Rock, Gravel Path; Deck Color 2: Rope Swing. Install in accordance with manufacturer's requirements. Decking should be cut to length and shall not extend to outside stringer not to exceed more than 2" beyond. See sections and drawing diagrams contained within this document.

Railing: Trex Transcend 2" x 6" composite decking material. Deck Color 1: Lava Rock, Gravel Path; Deck Color 2: Rope Swing. Provide railings configured in accordance with sections, elevations, and details contained within this document. Only provide railings where required by applicable codes. Top rails shall not be less than 42" above finished walkway surface. Provide 6" x 6" copper post caps (HS6C).

Benches: ~~Trex Transcend 2" x 6" composite decking material. Deck Color 1: Gravel Path~~
~~Provide benches at public boardwalk configured in accordance with sections and details contained within this document. Provide benches spaced every 40'-0" along the length of boardwalk walkway. Provided by the City of Clearwater Parks and Recreation Department. Benches will be spaced every 40' along the length of the boardwalk.~~

Lighting: ~~Post mounted Stonelight, LED accent light fixtures manufactured by AZEK. Color: Requires approval by City of Clearwater Parks & Recreation Department. At Boardwalk walkways provide LED light fixtures integrally mounted to railing posts and as indicated at railing elevation and section drawings. Provide LED light fixtures spaced every 12' on center along both sides of boardwalk. every 15'-0" on-center along both sides of boardwalk. See Figure 7. Provide infrastructure as required.~~

Trash Receptacles: ~~Bright Ideas Shop, FP6095-P—Jumbo Waste Series. Color: Match existing receptacles.~~
~~At Boardwalk walkways provide trash receptacles spaced every 120' on center along boardwalk adjacent to benches and as dimensioned. Provide trash receptacles where indicated, see diagram contained within. All trash receptacles to receive a 316 stainless steel plate provided by the City of Clearwater—Parks & Recreation Department and shall be screwed onto the top cap of trash receptacles to prevent cigarette burns. Provided by the City of Clearwater Parks and Recreation Department.~~



[Bikeparking.com](http://bikeparking.com), WCRO2-SF bicycle racks, for use at entry nodes [Bike Racks](#) provided by the City of Clearwater Parks and Recreation Department at every entry node only


Remove Existing Graphics:



Butia Capita-Pindo Palm




Butiagrus-nabonnandii-Mule Palm



Ligustrum-japonicum

Remove existing graphic and replace with the following graphic



Mostdependablefountains.com, 10135 SMSS Chrome, for use at entry nodes



Most Dependable Fountains 101435M55

Mostdependablefountains.com, 10145 SMSS Chrome, at entry nodes

Remove existing graphic and replace with the following graphic:




~~Bright Ideas Shop, Trash Receptacle FP6095-P, for use at sidewalks, entry nodes, & at boardwalk~~



Trash Receptacle provided by the City of Clearwater Parks and Recreation Department

Remove existing graphic and replace with the following graphic:



~~Stonelight LED light fixture~~



AZEK Accent LED post-mounted light fixture provided by the developer.

Add new graphic:



Bench provided by the City of Clearwater Parks and Recreation Department

Remove existing Figure 6 and replace with the following Figure 6:

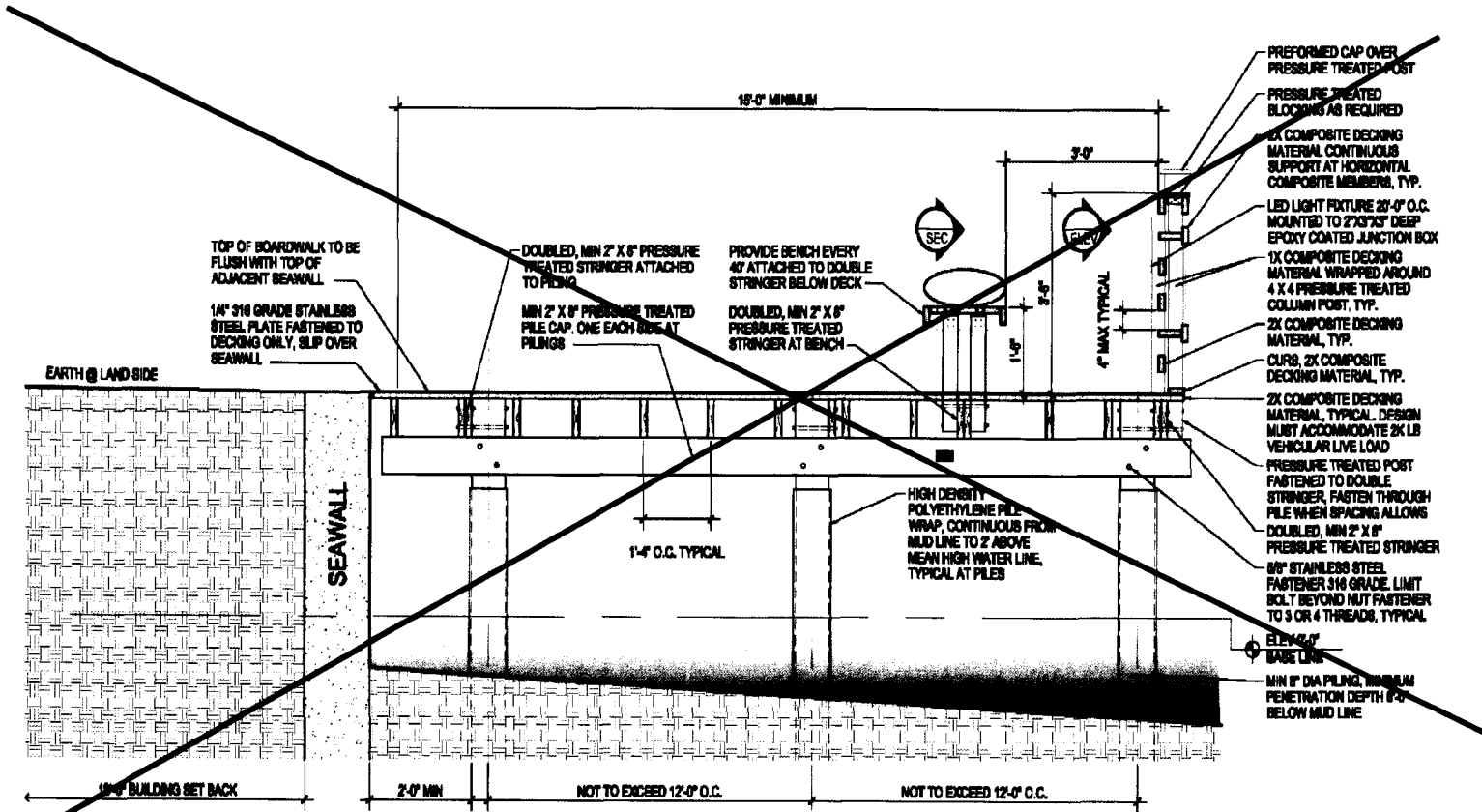


Figure 6 — Typical Boardwalk Section at 1/2" = 1'-0" Scale

Detail indicates when boardwalk engages seawall providing continuous walkway

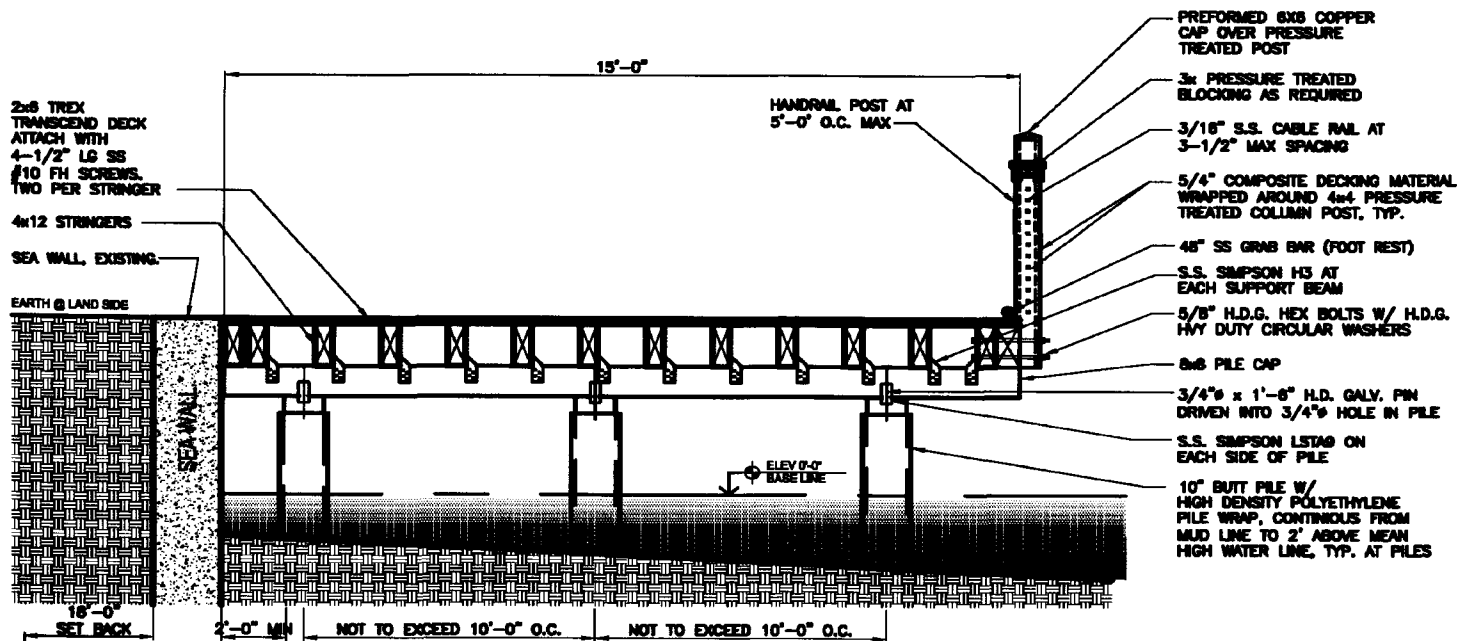


Figure 6

BOARDWALK SECTION AT SEA WALL

SCALE: 1/4"=1'-0"

NOTE:
BOARDWALK SHALL NOT BE CONNECTED TO SEAWALL.

Remove existing Figure 7 and replace with the following figure, renumbered and relocated to Figure 5:

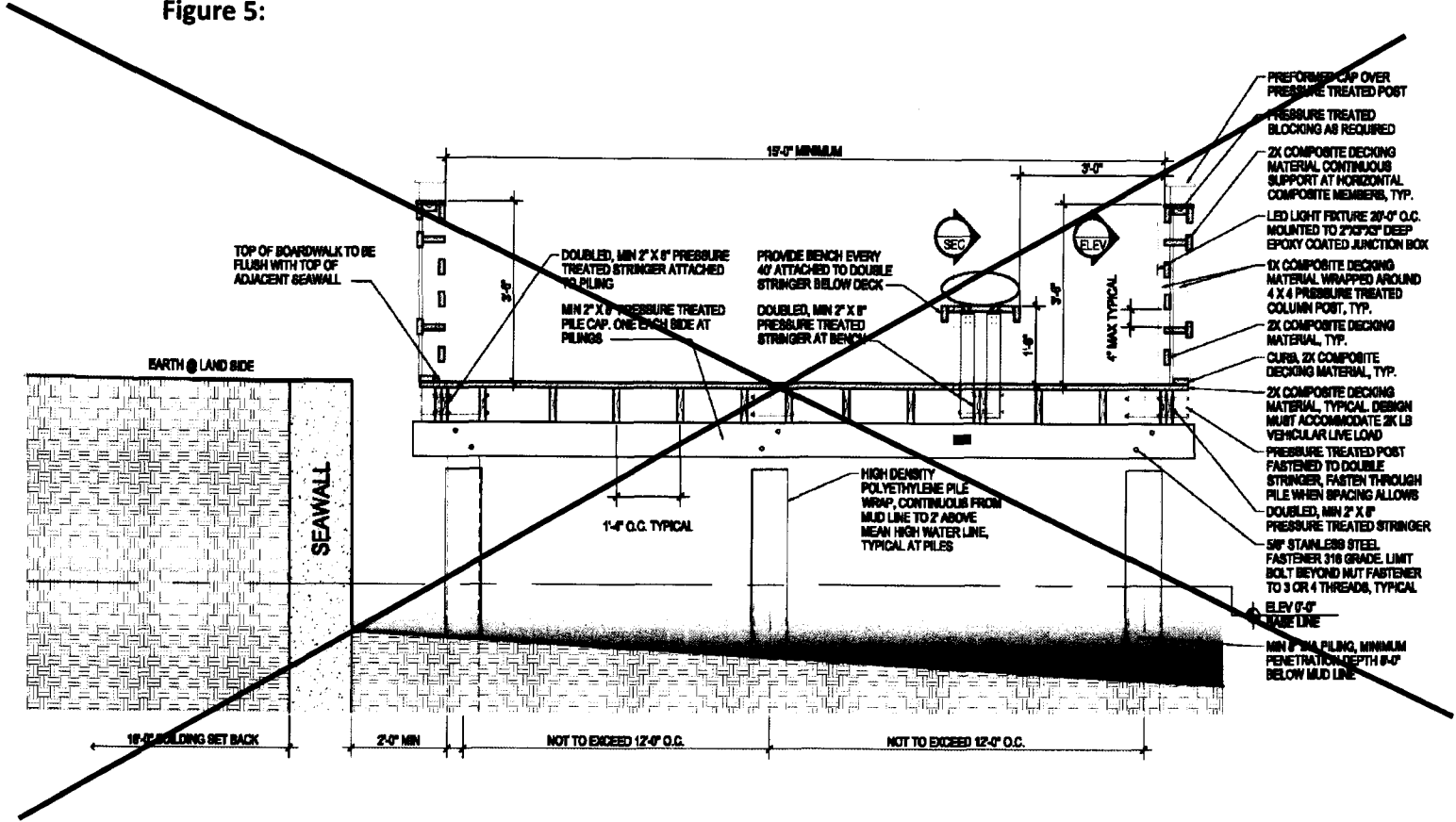


Figure 7 — Typical Boardwalk Section at 1/2" = 1'-0" Scale
 ——— Detail indicates when boardwalk is separated from seawall requiring railing at each side

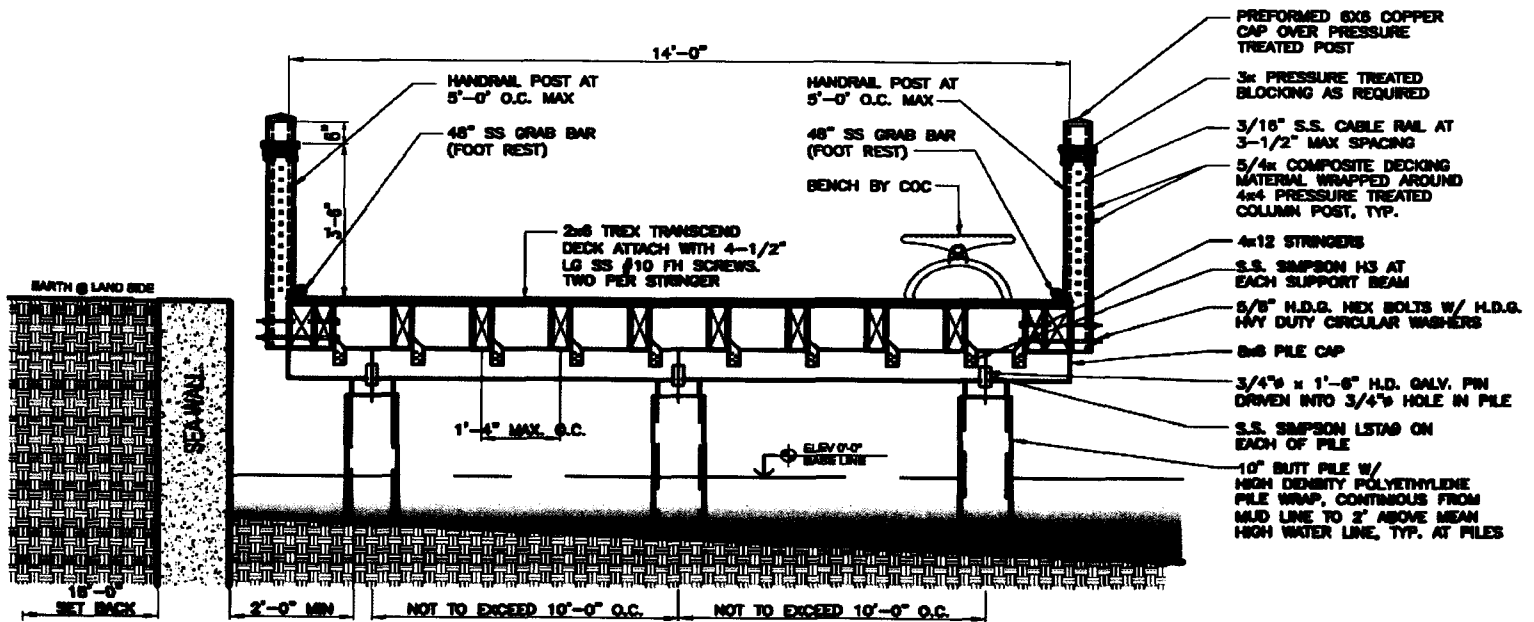


Figure 5
BOARDWALK SECTION
 SCALE: 1/4"=1'-0"

NOTE:
 ALL PILING AND LUMBER TO BE PRESSURE TREATED SOUTHERN YELLOW PINE UNLESS OTHERWISE NOTED.

Remove existing Figure 8 and replace with the following figure, renumbered to Figure 7:

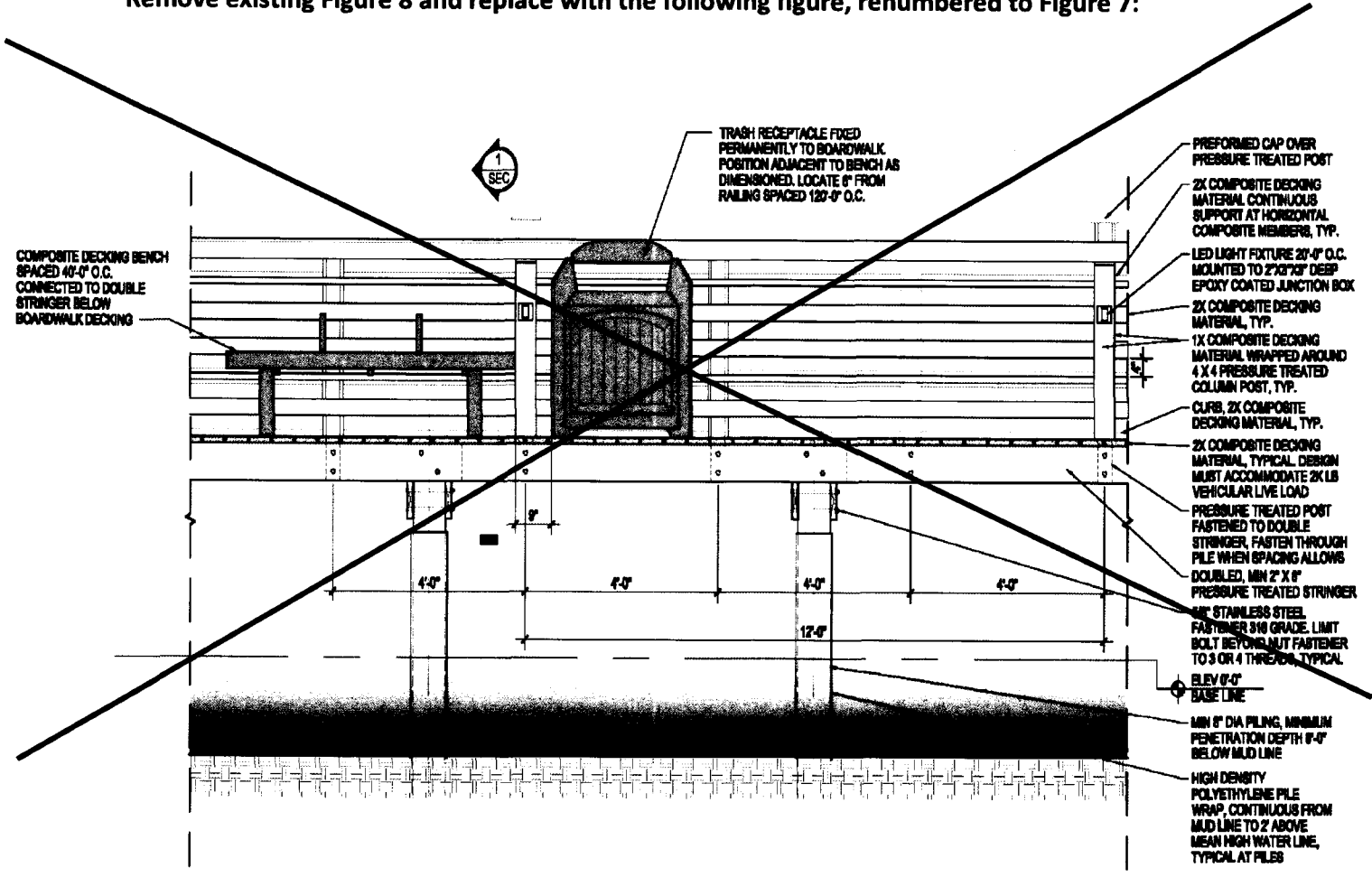


Figure 8 — Typical Boardwalk Railing
Elevation at 1/2" = 1' 0" Scale

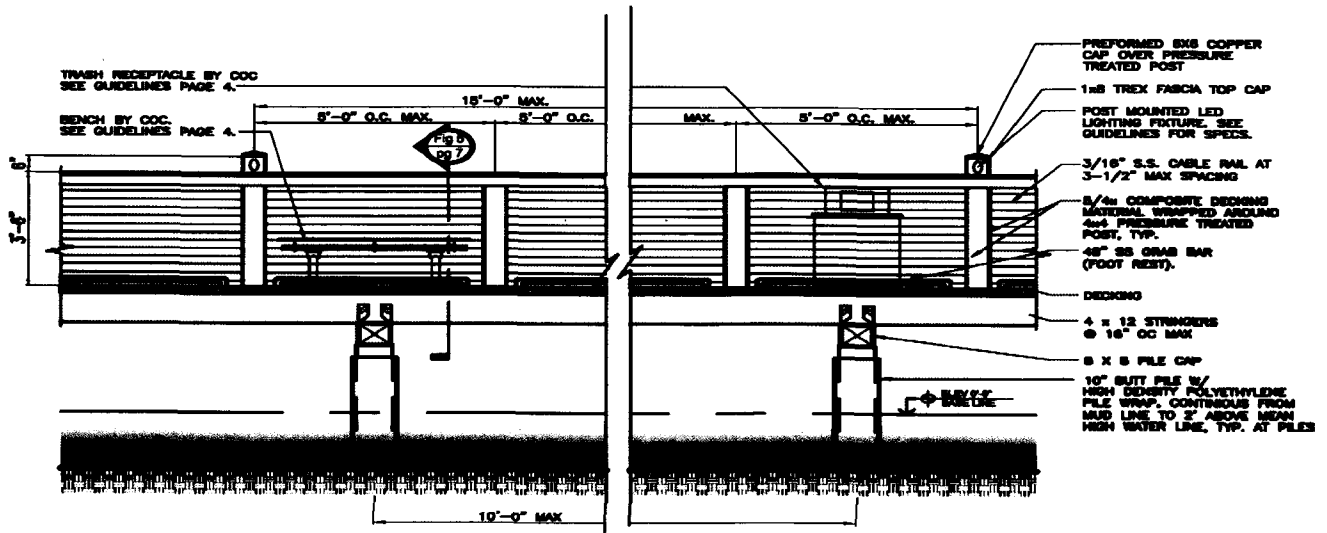


Figure 7
INTERIOR RAILING ELEVATION
 SCALE: 1/4" = 1'-0"
 NOTE:
 FASTEN HORIZONTAL RAILING
 USING STAINLESS STEEL
 HARDWARE

Remove Figure 9:

